

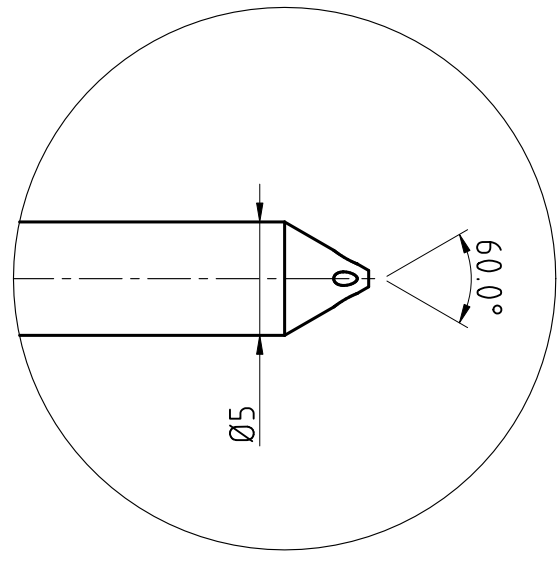
Pressure tubes are staggered by length  
P1: longest  
P5: shortest

All parts are permanently glued together. (T<sub>max</sub> = 180°C)

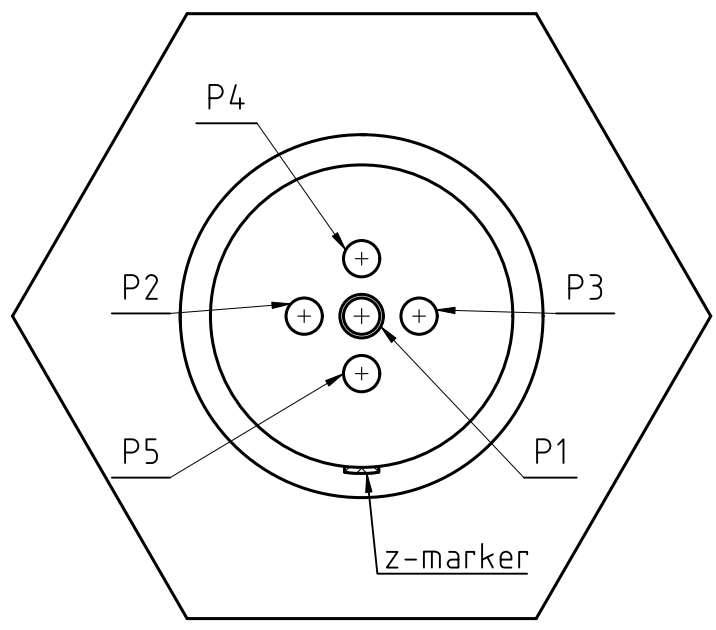
Pressure tubes are glued in the tube for strain relief. (T<sub>max</sub> = 180°C)

Port numbering at probe tip:

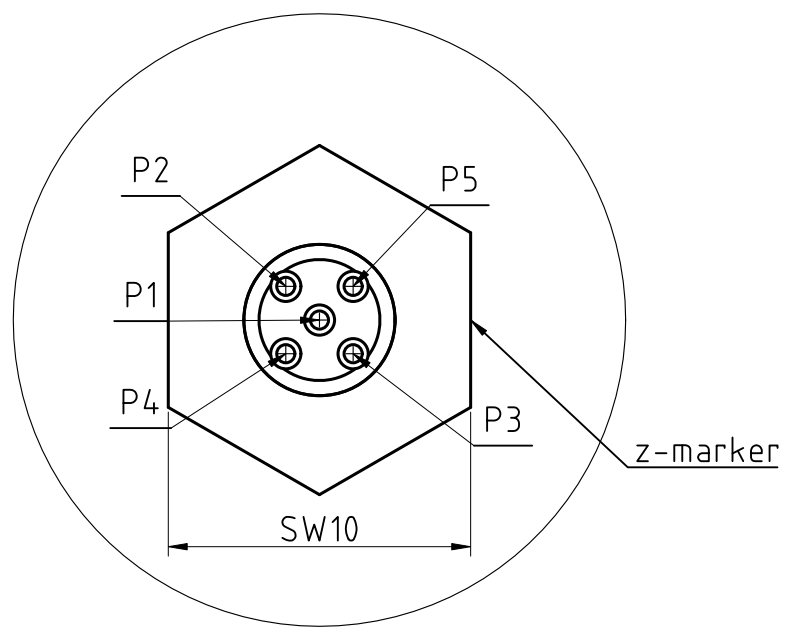
Port numbering at probe end:




A  
3:1



8:1



B  
4:1



DIMENSIONS ARE IN MM UNLESS MARKED OTHERWISE	DRAWN	NAME	MATERIAL	DOC TYPE
	APPROVED	Sebastian Ultsch	1.4404	Drawing
Tolerances ISO 2768 Class m / K (machined surfaces) Class c / L (unmachined surfaces)	TITLE			
	Extended straight 5-hole probe			
Surface Finish: Machined surfaces $\sqrt{Ra\ 3,2}$	PART NO.		REV.	
	S_5HP_z1shps		A	
SIZE	SCALE	DATE	SHEET	
A3	1:1	2024-03-15	1 of 1	

This document is proprietary and confidential. No part may be disclosed without prior written consent of Vectoflow.

**vectoflow** measurements in fluids

Vectoflow GmbH  
Tel: +49 89 124149570  
E-Mail: info@vectoflow.de